

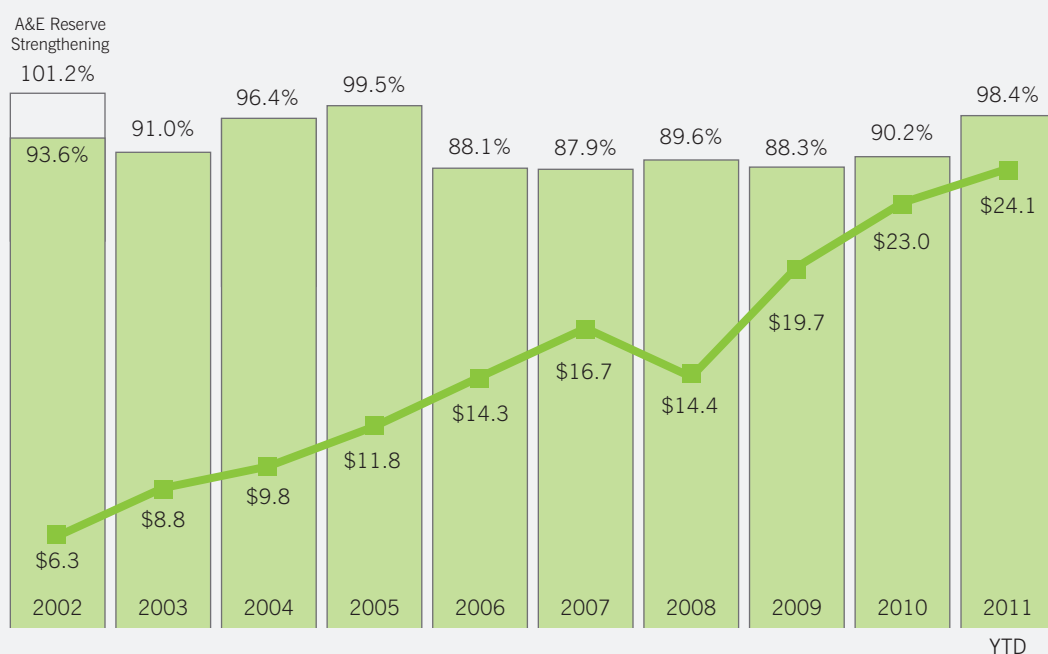
Second Quarter 2011

ACE Limited
Financial Update



Combined Ratio and Book Value Trend

■ Combined Ratio
— Book Value
 (in billions of U.S. dollars)



Investment Portfolio

(in millions of U.S. dollars, except ratios)

Invested assets	\$55,189
Asset allocation to fixed maturities	95%
Average credit quality of fixed maturities	AA
Average duration of fixed maturities	3.8 years
Average market yield of fixed maturities	3.4%
Average book yield on invested assets	4.3%

Capital Structure

(in millions of U.S. dollars, except per share data)

June 30, 2011

December 31, 2010

Total debt	\$ 4,760	\$ 4,658
Total debt and trust preferreds	5,069	4,967
Shareholders' equity	24,113	22,974
Total capital	29,182	27,941
Tangible capital	24,324	23,277
Book value per share	71.36	68.59
Tangible book value per share	56.98	54.66

Leverage Ratios

(in millions of U.S. dollars, except ratios)

June 30, 2011

December 31, 2010

Debt to total capital	16.3%	16.7%
Debt to tangible capital	19.6%	20.0%
Reinsurance recoverables	\$13,375	\$12,871
Investments to shareholders' equity	229%	224%
Recoverables to shareholders' equity	55%	56%

Consolidated Financial Highlights

(in millions of U.S. dollars, except per share data and ratios)	Q2 2011	Q2 2010	% Change
Net premiums written	\$3,953	\$3,420	16%
Net premiums earned	3,757	3,233	16%
Underwriting income	304	347	-12%
Net investment income	569	518	10%
Operating income*	686	688	0%
Net income	607	677	-10%
Operating cash flow	1,060	868	22%
Diluted earnings per share*	2.01	2.01	0%
Annualized ROE*	12.3%	13.8%	

*Excluding net realized gains (losses)

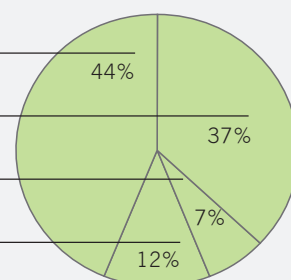
Loss and loss expense ratio	62.9%	58.8%
Combined ratio	92.6%	89.7%

Segment & Product Contributions Second Quarter 2011

Segments – net premiums written

(in millions of U.S. dollars)

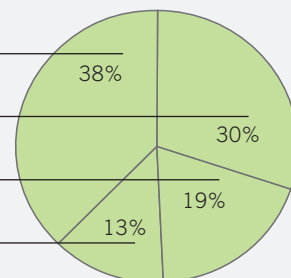
North American	\$1,735
Overseas General	1,477
Global Reinsurance	282
Life	459



Segments – operating income

(in millions of U.S. dollars)

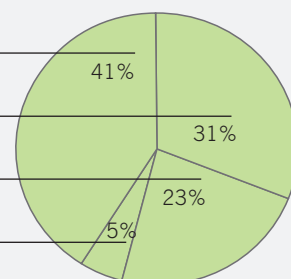
North American	\$284
Overseas General	225
Global Reinsurance	144
Life	95



Products – net premiums written

(in millions of U.S. dollars)

Property & All Other	\$1,596
Casualty	1,240
Personal Accident (A&H)	907
Life	210



ACE Limited

Evan Greenberg
Chairman &
Chief Executive Officer

Brian Dowd
Office of the Chairman

John Keogh
Vice Chairman &
Chief Operating Officer

Philip Bancroft
Chief Financial Officer

Robert Cusumano
General Counsel

Frank Lattal
Chief Claims Officer

Paul Medini
Chief Accounting Officer

Sean Ringsted
Chief Risk Officer &
Chief Actuary

Helen Wilson
Senior Vice President,
Investor Relations

Principal Operating Units and Business Leaders

Insurance -
North American
John Lupica

ACE USA
John Lupica

ACE Westchester
Bruce Kessler

ACE Bermuda
Rees Fletcher

ACE Private
Risk Services
Bob Courtemanche

ACE Commercial
Risk Services
David Lupica

Insurance -
Overseas General
John Keogh

ACE European Group
Andrew Kendrick

ACE Asia Pacific
Damien Sullivan

ACE Latin America
Jorge Luis Cazar

ACE Far East
Jeff Hager

ACE Global Markets
Richard Pryce

Global
Reinsurance
Jacques Bonneau

ACE Tempest Re
Erin Skala

ACE Tempest Re USA
James Wixtead

ACE Tempest Re
International
Steve Roberts

ACE Tempest Re
Canada
Constantin Petalas

Global Accident
& Health and Life
Ed Clancy

ACE Life
Russell Bundschuh

ACE Tempest Life Re
Bermuda
Ari Lindner

Combined Insurance
Doug Wendt

Rating Agency Ratings

	S&P	AM Best	Moody's	Fitch
Financial strength (Core operating insurance companies)*	AA-	A+	Aa3,A1	AA-
Senior debt (ACE Limited)	A	a	A3	A
Enterprise Risk Management	Strong	–	–	–

* See acegroup.com for ratings of individual insurance companies

ACE Limited

Bäreneggasse 32
CH-8001 Zurich
Switzerland
+41 (0)43 456 76 00

acegroup.com

NYSE: ACE

The ACE Group is one of the world's largest providers of commercial property and casualty insurance and reinsurance.

Argentina	China	Gibraltar	Malaysia	Poland	Switzerland
Australia	Colombia	Hong Kong	Mexico	Portugal	Taiwan
Austria	Czech Republic	Hungary	Netherlands	Puerto Rico	Thailand
Bahrain	Denmark	Indonesia	New Zealand	Russia	Turkey
Belgium	Ecuador	Ireland	Norway	Saudi Arabia	United Arab Emirates
Bermuda	Egypt	Italy	Pakistan	Singapore	United Kingdom
Brazil	Finland	Japan	Panama	South Africa	United States
Canada	France	Korea	Peru	Spain	Vietnam
Chile	Germany	Macao	Philippines	Sweden	

ACE has offices in the countries and territories listed above and conducts business with clients from more than 170 countries.



insuring progress®